

Vacuum Cleaner

HITACHI



Feel sensationally clean



Cylinder Type



The Allergy UK Seal of Approval

Hitachi's vacuum cleaner was awarded the Allergy UK Seal of Approval in recognition of its proven ability to reduce exposure to allergens.

*Tested by Allergy UK (The British Allergy Foundation). Tested with house dust mites and pollen.



Cyclonic Models *POWER BOOST CYCLONE*



CV-SC230V
Deep Red Metallic

Bagged Models



CV-BD230VJ
Champagne Metallic

Bagless Models



CV-W2000
Ruby Red

The Power Boost Cyclone Cleaning Difference

With cutting-edge Power Boost Cyclone technology and a 2300W* motor, Hitachi's latest vacuum cleaners provide exceptionally powerful suction for more thorough cleaning than ever. Plus unrivalled Japanese quality and reliability. continuous,



Powerful Cyclone *POWER BOOST CYCLONE*



Dust & Air Centrifugal Separation System

Air is efficiently boosted at the cyclone chamber inlet to generate a powerful cyclone that separates dust and air by centrifugal force. And the stepped shape design of the dust case helps to prevent dust from being blown back to the top.

Powerful Suction
2300W*



High Power Motor

The application of fluid analysis techniques has resulted in a high-efficient design that generates the high power that's the source of the powerful suction.



Easy and Clean Dust Disposal

Dust, together with the allergens it contains, is highly compressed by the Dust & Air Centrifugal Separation System. You can push it out by using just one hand with the one touch operation feature.



Washable Dust Case

You can disassemble the dust case and wash all the parts with water, so it's easy to keep it clean.



Smart Head^{*1}

^{*1} Applies to the CV-SC230V and SC220V.

The motorized head is made even more airtight to generate a high-speed airflow enabling powerful suction of dirt as well as wiping.



AeroSuction

Blow onto the floor to blast dirt out from between tiles and other crevices.



PowerWipe & 4-Way Suction

Pad rotates at high speed to cleanly wipe the floor while dirt is sucked in 4 ways from both sides as well as the front and the back.

Multi Angle Head

Head rotates 90° each side, so you can reach dust in narrow areas and crevices.



Carbon-Made One-Touch Zoom Pipe & Hose^{*1}



Clean Exhaust Air

Dust removal efficiency of 99%.* ^{*Tested by Hitachi.}



Nano Titanium Filter

A powerful antibacterial and deodorizing effect.

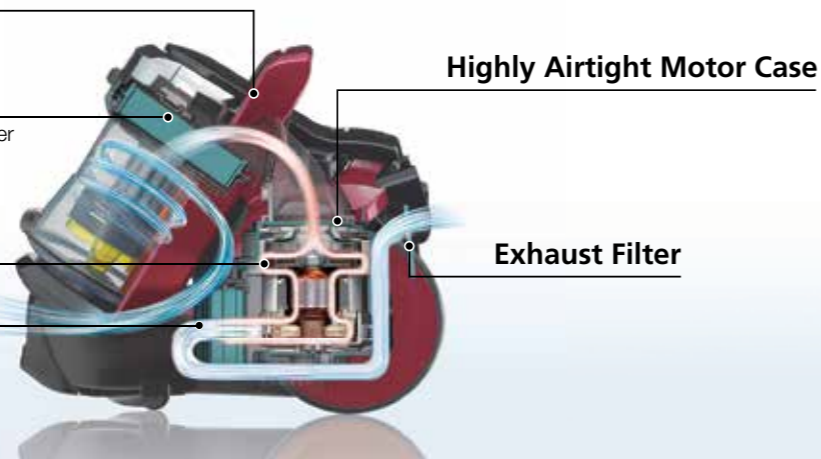
Micro Clean Filter

Captures pollen, house dust and other allergens.

Motor Filter


HEPA Filter

Captures pollen, allergens and minute particles of dust.



Bed Nozzle

Effectively removes dust mites and allergens using these special bed nozzles.



Power Beat Head

The Electric Beater vibrates, and beats fabrics to remove and suck in dust mite excreta and remains.

^{*Applies to the CV-SC230V.}



Fabric Beat Head

The rotating triple beater removes dust mite excreta and remains.

^{*Applies to the CV-SC220V, SC23V and SC22.}

^{*Power On/Off & Speed Control buttons applicable to the CV-SC230V and SC220V.}

Accessories

One-Touch Swivel Brush^{*1}



Crevice Nozzle



Dusting Brush



User-Friendly Features

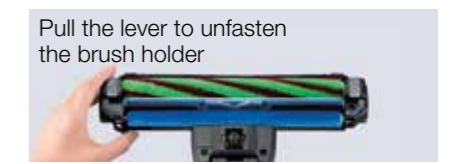
Soft & Large Wheels^{*2}



Twist-Free Hose



One-Touch Detachment^{*1}




Telescopic Pipe^{*3}



Neat Storage



Power Control^{*4}



^{*2} Except for the CV-SC22.
^{*3} Applies to the CV-SC23V and SC22.
^{*4} Applies to the CV-SC23V.

Power Boost Cyclone Series/SC Series

POWER BOOST CYCLONE



CV-SC230V 2300W

- Dust Capacity 2.0L
- Smart Head
- Power Beat Head
- Carbon Light (One-Touch Zoom Pipe)
- Variable Power Settings
- Easy & Clean Dust Disposal
- Tool Holder

POWER BOOST CYCLONE



CV-SC220V 2200W

- Dust Capacity 2.0L
- Smart Head
- Fabric Beat Head
- Carbon Light (One-Touch Zoom Pipe)
- Variable Power Settings
- Easy & Clean Dust Disposal
- Tool Holder

POWER BOOST CYCLONE



CV-SC23V 2300W

- Dust Capacity 2.0L
- Multi Angle Head
- Fabric Beat Head
- Aluminum Telescopic Pipe
- Power Control
- Easy & Clean Dust Disposal
- Tool Holder

POWER BOOST CYCLONE



CV-SC22 2200W

- Dust Capacity 2.0L
- Multi Angle Head
- Fabric Beat Head
- Aluminum Telescopic Pipe
- Easy & Clean Dust Disposal
- Tool Holder

Easy Cleaning Anywhere

Hard floors, carpets, under sofas and beds, in hard-to-reach crevices, on the tops of shelves... wherever you want to clean, Hitachi's SE Series vacuum cleaners have a variety of nozzles that are just right for the job. Keeping your home spotless has never been easier!

Specially Designed for Hard Floors

Dry Mop Head



*CV-SE230V only.

Equipped with soft brush at the bottom, this nozzle cleans the hard floor as if wiping with a mop. And you can wash it with water when it gets dirty. *Dry wiping only.



Designed for Rugs/Carpets/Hard Floors

Multi Angle Head



*CV-SE23V only.

2-Step Rug/Floor Nozzle



*CV-SE22V only.

Rug/Floor Nozzle



*CV-SE230V only.

Accessories for Various Situations

*Those images are only examples.

Fabric Beat Head



Bedding

*CV-SE230V only.

Dusting Brush




Car Floors

Multi Angle Nozzle & Brush



Clothes

Crevice Nozzle



Crevices



Window Rails



High Places

Upholstery



Dust & Air Centrifugal Separation System

Powerful 2300W* high power motor creates a strong airflow generated in the tube filter that creates a powerful cyclone to efficiently suck up even fine dust.

Powerful Suction
2300W*

Dust Compression Technology



Long-Lasting Suction Power

*Power inputs differ depending on the model.

Easy Dust Disposal

Dust, together with the allergens it contains, is compressed by the Dust & Air Centrifugal Separation System. You can dispose of it with one-touch operation using just one hand without coming into contact with it.



Washable Dust Case



User-Friendly Functions and Designs

Upward Exhaust

Clean air is exhausted in an upward direction.



Large Front Handle

Lets you easily carry and handle the body.



Large and Tough Design

The body is made durable and large buttons assure easy operation.



Power Control Knob

Enables delicate adjustment of suction power.



Quiet Mode

Offers lower noise operation when you need to vacuum quietly.



Large ϕ 160mm Wheels

The large wheels assure light, smooth movement.



Clean Air with 7-Stage Filtration



HEPA & Nano Titanium Filter

The exhaust filter is detachable to enable quick and easy maintenance before you continue vacuum cleaning.

Multi Cleaning Series/SE Series



Orange Metallic



CV-SE230V 2300W

- Dust Capacity 2.0L
- Multiple Cleaning Nozzles
- Dry Mop Head
- Rug/Floor Nozzle
- Fabric Beat Head
- Multi Angle Nozzle & Brush
- Dusting Brush
- Crevice Nozzle
- Metal Telescopic Pipe
- Power Control
- Easy Dust Disposal
- Tool Holder



Royal Blue



CV-SE23V 2300W

- Dust Capacity 2.0L
- Multiple Cleaning Nozzles
- Multi Angle Head
- Multi Angle Nozzle & Brush
- Dusting Brush
- Crevice Nozzle
- Metal Telescopic Pipe
- Power Control
- Easy Dust Disposal
- Tool Holder



Brilliant Red



CV-SE22V 2200W

- Dust Capacity 2.0L
- Multiple Cleaning Nozzles
- 2-Step Rug/Floor Nozzle
- Multi Angle Nozzle & Brush
- Dusting Brush
- Crevice Nozzle
- Metal Telescopic Pipe
- Power Control
- Easy Dust Disposal
- Tool Holder

Standard Series



Brown Metallic



CV-SY21V 2100W

- Dust Capacity 1.6L
- Wide 2-Step Rug/Floor Nozzle
- Aluminum Telescopic Pipe
- Power Control
- Easy Dust Disposal
- Blower
- Dusting Brush
- Crevice Nozzle
- Tool Holder



Light Brown

Brilliant Red



CV-SF20V 2000W

- Dust Capacity 1.6L
- Wide 2-Step Rug/Floor Nozzle
- Metal Telescopic Pipe
- Power Control
- Easy Dust Disposal
- Blower
- 2-Way Dusting Brush & Crevice Nozzle
- Tool Holder



Ruby Red

Titanium Gold



CV-SH20V 2000W

- Dust Capacity 1.6L
- Wide 2-Step Rug/Floor Nozzle
- Aluminum Telescopic Pipe
- Power Control
- Easy Dust Disposal
- Blower
- Dusting Brush
- Crevice Nozzle
- Tool Holder



Aqua Blue



CV-SY19 1900W

- Dust Capacity 1.6L
- Wide 2-Step Rug/Floor Nozzle
- Metal Pipe
- Easy Dust Disposal
- Blower
- Dusting Brush
- Crevice Nozzle
- Tool Holder



Red

Blue



CV-SF18 1800W

- Dust Capacity 1.6L
- Wide 2-Step Rug/Floor Nozzle
- Metal Pipe
- Easy Dust Disposal
- Blower
- 2-Way Dusting Brush & Crevice Nozzle
- Tool Holder



Gray

Blue



CV-SH18 1800W

- Dust Capacity 1.6L
- Wide 2-Step Rug/Floor Nozzle
- Metal Pipe
- Easy Dust Disposal
- Blower
- Dusting Brush
- Crevice Nozzle
- Tool Holder



Brilliant Red

Lime Green



CV-SF16 1600W

- Dust Capacity 0.6L
- Rug/Floor Nozzle
- 2-Way Dusting Brush & Crevice Nozzle
- Easy Dust Disposal
- Tool Holder

Features for your Convenience

Wide 2-Step Rug/Floor Nozzle



*Applies to the CV-SY21V, SH20V, SY19 and SH18.

Dusting Brush*



Crevice Nozzle*



Tool Holder



Telescopic Pipe**



**Applies to the CV-SY21V, SF20V and SH20V.

Twist-Free Hose



Blower Function



Power Control**



Bagged Models

Excellent Performance for Sand Dust Collection

Big 6.0L Dust Capacity

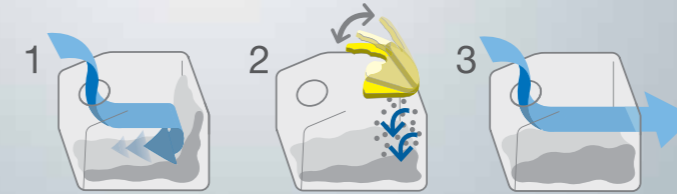
Thanks to Hitachi 3D High-Density Design, the unit can hold a big 6.0L of sand dust in an 8.0L dust bag. This enables you to vacuum the house from corner to corner while reducing the frequency of dust disposal.

172% Longer-Lasting Strong Suction Power

*Tested by Hitachi. Applies to the CV-BD230VJ. 150% longer-lasting strong suction power to the CV-BA22V, BA20V and BA18.

Auto Suction Booster

It's a simple, automatic operation to refresh the dust bag. Just pull out the power cord to activate the Auto Suction Booster and vibrate the filter, and clogs in the bag are removed to maintain strong suction.



Fine Dust Captured by the HEPA & Nano Titanium Filter

*Applies to the CV-BD230VJ and BA22V.
*The filtration system differs depending on the model.

Hygienic Air Exhaust System

The exhaust filter is detachable to enable easy maintenance before you continue cleaning. The well-designed exhaust air filter reduces fine dust lifted up from the ground give you vacuum cleaning with a cleaner exhaust.



Tough Design Yet Easy to Handle



Multi Angle Head

*Applies to the CV-BD230VJ and BA22V.
*For details, please refer to page 5.



Sand Blower

Blows away sand and light dust particles with a powerful airflow to clean places such as entrances and hallways.



Swivel Connection & Twist-Free Hose

Regardless of how you move, the hose remains free of twists.



Large Soft ϕ 180mm Wheels

The large wheels assure light, smooth movement.

*Applies to the CV-BD230VJ.

Swivel Series



CV-BD230VJ 2300W

- Dust Capacity 6.0L
- Auto Suction Booster
- Multi Angle Head
- HEPA & Nano Titanium Filter
- Power Control
- Telescopic Pipe
- Grip Handle
- Dusting Brush
- Crevice Nozzle
- Tool Holder
- Sand Blower
- Large Soft Wheels
- Power Cord 5.0m
- Action Radius 8.1m
- Twist-Free Hose



Champagne Metallic



CV-BA22V 2200W

- Dust Capacity 6.0L
- Auto Suction Booster
- Multi Angle Head
- HEPA & Nano Titanium Filter
- Power Control
- Telescopic Pipe
- Grip Handle
- Dusting Brush
- Crevice Nozzle
- Tool Holder
- Sand Blower
- Large Wheels
- Power Cord 5.0m
- Action Radius 8.1m
- Twist-Free Hose



Deep Black

Brilliant Red



CV-BA20V 2000W

- Dust Capacity 6.0L
- Auto Suction Booster
- 2-Step Rug/Floor Nozzle
- Nano Titanium Filter
- Power Control
- Telescopic Pipe
- Sand Blower
- Dusting Brush
- Crevice Nozzle
- Tool Holder
- Large Wheels
- Power Cord 5.0m
- Action Radius 8.1m
- Twist-Free Hose



Steel Gray

Brilliant Red



CV-BA18 1800W

- Dust Capacity 6.0L
- Auto Suction Booster
- 2-Step Rug/Floor Nozzle
- Nano Titanium Filter
- Plastic Pipe
- Sand Blower
- 2-Way Dusting Brush & Crevice Nozzle
- Tool Holder
- Large Wheels
- Power Cord 5.0m
- Action Radius 8.1m
- Twist-Free Hose



Pure White

Brilliant Red

Compact Bagged



CV-BH18 1800W

- Dust Capacity 3.0L
- Wide 2-Step Rug/Floor Nozzle
- Nano Titanium Filter
- Metal Pipe
- Blower
- Dusting Brush
- Crevice Nozzle
- Tool Holder
- Power Cord 5.0m
- Twist-Free Hose



Blue

CV-BM16 1600W

- Dust Capacity 1.5L
- Rug/Floor Nozzle
- Plastic Pipe
- Crevice Nozzle
- Tool Holder
- Large Wheels
- Power Cord 5.0m
- Twist-Free Hose

*Cloth or Paper Bags selectable.



Blue

Gray

Green

Red

Yellow

More Efficient Cleaning



Wide 2-Step Rug/Floor Nozzle

The suction head can be easily adjusted in 2-way for different surfaces.

*Applies to the CV-BH18.




Dusting Brush

Easy cleaning of uneven surfaces.



Crevice Nozzle

Easy cleaning of hard-to-reach spaces such as crevices in fabrics.



Tool Holder

Holds two easy-to-remove tools.

*CV-BM16 comes with crevice nozzle on the tool holder.



Twist-Free Hose

Regardless of how you move or rotate the head, the hose remains free of twists.



Blower

Blows away sand and light dust particles with a powerful airflow to clean places such as entrances and hallways.

Bagless Models



CV-W2000 2000W

- Dust Capacity 6.5L
- 2-Step Rug/Floor Nozzle
- Nano Titanium Filter
- Telescopic Pipe
- Blower
- 2-Way Dusting Brush & Crevice Nozzle
- Tool Storage
- Power Cord 5.0m
- Twist-Free Hose



Sapphire Blue

Ruby Red

CV-W1800 1800W

- Dust Capacity 5.0L
- Rug/Floor Nozzle
- Plastic Pipe
- Blower
- 2-Way Dusting Brush & Crevice Nozzle
- Tool Storage
- Power Cord 5.0m
- Twist-Free Hose



Silver

CV-W1600 1600W

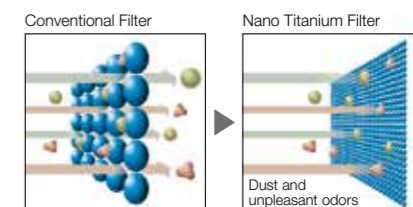
- Dust Capacity 5.0L
- Rug/Floor Nozzle
- Plastic Pipe
- Blower
- 2-Way Dusting Brush & Crevice Nozzle
- Tool Storage
- Power Cord 5.0m
- Twist-Free Hose



Platinum Gray

Wine Red

Clean Air with Nano Titanium Filter



○Tested by Japan Spinners Inspecting Foundation. ○Inspection Method: JIS L1902 ○Antibacterial Method: Consolidated into the fiber ○Value of Antimicrobial Activity: Staphylococcus aureus (5.0) <effectiveness of above 99%> Standard of effectiveness in antimicrobial value is 2.0 or above.
*Applies to the CV-W2000.

Designed for More Efficient Cleaning



2-Step Rug/Floor Nozzle*

Easily adjusted in 2-way for different surfaces.

*Applies to the CV-W2000.



Telescopic Pipe*

Enables pipe length adjustment as desired.



Twist-Free Hose

Regardless of how you move or rotate the head, it remains free of twists.



Blower

Blows away sand and light dust particles with a powerful airflow to clean places.

Drum Type

Huge 25L Capacity
and Ultra-Tough
Cleaning Power!



Heavy Duty Design

Hitachi heavy-duty drum type cleaner delivers an outstanding performance with giant dust capacity up to 25L and a high-power up to 2300W. All this and more in a vacuum cleaner ready to clean every corner of your home.

Made in Japan Series



CV-9850YRJ
2300W / 21L
Black-Gold

Giant Series



CV-995DC
2300W / 25L
Gold-Black

Standard Series



CV-975FC
2200W / 18L
Gold-Black

Giant Capacity, Longer-Lasting Suction Power

*Applies to the Giant series.

Larger than Ever Dust Capacity

The large 330mm diameter tank can hold up to 25L of dust. As well as letting you vacuum for longer, this reduces how often you have to dispose of dust.

Easy Power Cord Storage in a Fast 5 Seconds

Automatic Cord Rewind

The new body is designed to hold the long 8.0m power cord inside it. Just press a button and the cord automatically rewinds and is stored inside the unit.

*Applies to the CV-995DC, 985DC and 975FC.



Conventional

Power Cord Storage

Extra Toughness High Power 2300W

The application of fluid analysis techniques has resulted in a high-efficiency design that generates the high power that's the source of the powerful suction.

*Power inputs differ depending on the model.

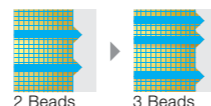


Extra Tough Body *Applies to the CV-995DC, 985DC and 980D.



Durable & Stronger Metal Body

Hitachi's strong metal body features three beads to protect the tank from deformation and other damage.



2 Beads

3 Beads

Stronger Base

Compared to conventional models, the base is stronger to thoroughly support the body for smooth, comfortable movement.

Large ϕ 180mm Wheels

The large wheels on the body assure light, smooth movement even over areas where floor levels differ.

Clean Exhaust Air



HEPA Filter *Applies to the CV-995DC, 985DC.

The HEPA filter captures pollen, allergens and minute particles of dust for clean exhaust air.



Nano Titanium Filter *Applies to the CV-995DC, 985DC, 980D and 975FC.

The Nano Titanium Filter is a cutting edge technology that uses a TiO₂ catalyst to provide a powerful antibacterial and deodorizing effect.

○Tested by Japan Spinners Inspecting Foundation. ○Inspection Method: JIS L1902 ○Antibacterial Method: Consolidated into the fiber. ○Value of Antimicrobial Activity: Staphylococcus aureus (5.0) <effectiveness of above 99%> Standard of effectiveness in antimicrobial value is 2.0 or above.

Functional but Easy for Everyone to Use


Extra Convenience



Easy Dust Disposal Handles

Dual handles make it easier to hold the body for more convenient dust disposal. The large handles have also been specially designed to make it easy to hold.

*Applies to the CV-9850YRJ, 9800YJ, 995DC, 985DC, 980D, 975FC, 970Y, 960Y and 950Y.



Multi Angle, Free-Moving Head & Flat Mechanism

The head rotates 90° each side, so you can reach dust in narrow spaces. Also, the head stays flat to enable thorough cleaning even under low furniture such as your bed or sofa.

*Applies to the CV-9850YRJ, 9800YJ, 995DC, 985DC, 980D and 970Y.

User-Friendly Features



2-Step Rug/Floor Nozzle

The suction head can be easily adjusted in two ways for different surfaces.

*Applies to the CV-975FC, 960Y, 950Y, 945Y and 940Y.



Infrared Remote Control

Power settings are right by your hand so you can easily adjust power to match the place and type of floor surface you're vacuuming.

*Applies to the CV-9850YRJ only.



Telescopic Pipe

Enables pipe length adjustment as desired.

*CV-950Y, 945Y, 940Y and 930F come with a plastic pipe.



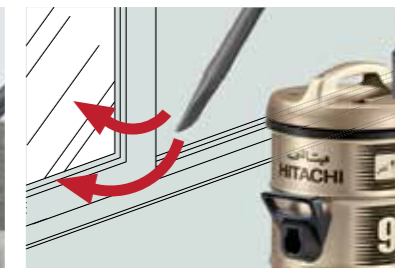
Twist-Free Hose

Regardless of how you move or rotate the head, the hose remains free of twists for extra cleaning convenience.



Dusting Brush & Crevice Nozzle

On board tool storage holds two types of nozzles for different vacuuming needs.



Blower

Blows away sand and light dust particles with a powerful airflow to clean places such as entrances and hallways.

Made in Japan Series

2300W High Power Motor

The highest (Max.) input wattage of the Made in Japan model is 2300W. High suction power vacuum cleaners mean cleaner rooms.

23% Stronger Metal Body

The thicker tank is 23% stronger than the conventional 21.0L model.

*Calculated by Hitachi.



Black-Gold

CV-9850YRJ 2300W

- Washable Cloth Filter
- Dust Capacity 21.0L
- Dust Disposal Handle
- Multi Angle Head
- Telescopic Pipe
- Grip Handle
- Handy & Easy Remote Control
- Blower
- Dusting Brush
- Crevice Nozzle
- On Board Tool Storage
- Power Cord 7.8m
- Tough Base
- Twist-Free Hose



Black-Red

CV-9800YJ 2300W

- Washable Cloth Filter
- Dust Capacity 21.0L
- Dust Disposal Handle
- Multi Angle Head
- Telescopic Pipe
- Grip Handle
- Blower
- Dusting Brush
- Crevice Nozzle
- On Board Tool Storage
- Power Cord 7.8m
- Tough Base
- Twist-Free Hose

Giant Series



Gold-Black



CV-995DC 2300W

- Washable Cloth Filter
- Dust Capacity 25.0L
- Automatic Cord Reel
- Dust Disposal Handle
- Multi Angle Head
- HEPA & Nano Titanium Filter
- Telescopic Pipe
- Grip Handle
- Blower
- Dusting Brush
- Crevice Nozzle
- On Board Tool Storage
- Power Cord 8.0m
- Tough Base
- Twist-Free Hose



Gold-Black



CV-985DC 2200W

- Washable Cloth Filter
- Dust Capacity 23.0L
- Automatic Cord Reel
- Dust Disposal Handle
- Multi Angle Head
- HEPA & Nano Titanium Filter
- Telescopic Pipe
- Grip Handle
- Blower
- Dusting Brush
- Crevice Nozzle
- On Board Tool Storage
- Power Cord 8.0m
- Tough Base
- Twist-Free Hose



Gold-Black



CV-980D 2200W

- Washable Cloth Filter
- Dust Capacity 23.0L
- Dust Disposal Handle
- Multi Angle Head
- Nano Titanium Filter
- Telescopic Pipe
- Grip Handle
- Blower
- Dusting Brush
- Crevice Nozzle
- On Board Tool Storage
- Power Cord 8.0m
- Tough Base
- Twist-Free Hose

Standard Series



CV-975FC 2200W

- Washable Cloth Filter
- Dust Capacity 18.0L
- Dust Disposal Handle
- 2-Step Rug/Floor Nozzle
- Telescopic Pipe
- Blower
- Dusting Brush
- Crevice Nozzle
- On Board Tool Storage
- Power Cord 8.0m
- Tough Base
- Twist-Free Hose



Gold Black



Black



Platinum Gray



Wine Red

CV-960Y 2100W

- Washable Cloth Filter
- Dust Capacity 21.0L
- Dust Disposal Handle
- 2-Step Rug/Floor Nozzle
- Telescopic Pipe
- Blower
- Dusting Brush
- Crevice Nozzle
- On Board Tool Storage
- Power Cord 7.8m
- Tough Base
- Twist-Free Hose



Black



Wine Red



Platinum Gray

CV-945Y 1800W

- Washable Cloth Filter
- Dust Capacity 18.0L
- 2-Step Rug/Floor Nozzle
- Plastic Pipe
- Blower
- Dusting Brush
- Crevice Nozzle
- On Board Tool Storage
- Power Cord 7.8m
- Twist-Free Hose



Wine Red



Platinum Gray



Black

CV-950Y 2000W

- Washable Cloth Filter
- Dust Capacity 18.0L
- Dust Disposal Handle
- 2-Step Rug/Floor Nozzle
- Plastic Pipe
- Blower
- Dusting Brush
- Crevice Nozzle
- On Board Tool Storage
- Power Cord 7.8m
- Tough Base
- Twist-Free Hose



Black



Platinum Gray



Wine Red

CV-940Y 1600W

- Washable Cloth Filter
- Dust Capacity 15.0L
- 2-Step Rug/Floor Nozzle
- Plastic Pipe
- Blower
- Dusting Brush
- Crevice Nozzle
- On Board Tool Storage
- Power Cord 7.8m
- Twist-Free Hose

CV-930F 1600W

- Washable Cloth Filter
- Dust Capacity 12.0L
- Rug/Floor Nozzle
- Plastic Pipe
- Blower
- Dusting Brush
- Crevice Nozzle
- On Board Tool Storage
- Power Cord 5.0m
- Twist-Free Hose



Black

Pot Series

CV-100 1300W

- Cloth Filter
- Dust Capacity 7.5L
- Rug/Floor Nozzle
- Plastic Pipe
- Dusting Brush
- Crevice Nozzle
- On Board Tool Storage
- Power Cord 7.8m
- Long 3.0m Hose
- Twist-Free Hose



Platinum Gray

Wine Red

CV-T190 1300W

- Cloth Filter
- Dust Capacity 3.5L
- Rug/Floor Nozzle
- Plastic Pipe
- Dusting Brush
- Crevice Nozzle
- On Board Tool Storage
- Power Cord 5.0m
- Twist-Free Hose



Platinum Gray

Cordless-Stick Type



2 in 1 Design



Auto Drive Head

Li-ion
Uses lithium-ion batteries.

STICK&HANDY

PV-XD200
Deep Champagne / Pearl Red



Dry Mop Head

Li-ion
Uses lithium-ion batteries.

STICK&HANDY

PV-XE90
Deep Red / Pure White

Stick For Effortless Floor Cleaning



Auto Drive Head
The motorized brush rotates for quick dust pick up and smooth cleaning.

*PV-XD200 only.



6 LED Lamps
Enables easy cleaning of dark areas.

*PV-XD200 only.



Dry Mop Head
Cleans the hard floor as if wiping with a mop. And you can wash it with water when it gets dirty.

*PV-XE90 only. Dry wiping only.



Variable Power Control
You can switch between the high and standard settings.

Handy For Quick Cleaning



Ideal for quickly cleaning up car seat / mats and food crumbs.



Multi Angle Brush Nozzle
For cleaning shelf tops.



Crevice Nozzle
For narrow spaces and alongside walls.

Powerful Cyclonic Dust Compression

Sucked in dust and air are separated centrifugally. What's more, cyclone power thoroughly compresses the dust to enable plenty of cleaning.




Centrifugal separation of dust and air



Powerful dust compression

Easy Cleaning and Maintenance



Washable Dust Case



Washable Brush

Easy Dust Disposal Case

Dispose of compressed dust with minimal scattering.

One-Touch Detachment

The brush can be removed easily for maintenance. *PV-XD200 only.



Self-Supporting Design

Switch off the power part way through cleaning, and enables you leave the unit standing.



Charging Station

Accessories can also be attached to the charging station ready for use whenever required.



Safety Switch

When the suction head is lifted up, the brush automatically stops rotating for safety. *PV-XD200 only.

Compact Storage













Stick cleaner handle can be folded for extra storage convenience.



SPECIFICATIONS

Cylinder Type	Cyclonic Models													
	Power Boost Cyclone Series				Multi Cleaning Series			Standard Series						
Motor Max. Power (W: at 240V)	2300	2200	2300	2200	2300	2300	2200	2100	2000	2000	1900	1800	1800	1600
Remote Control	●	●	●	●	●	●	●	●	●	●	●	●	●	●
Power Control	●	●	●	●	●	●	●	●	●	●	●	●	●	●
Suction Control	●	●	●	●	●	●	●	●	●	●	●	●	●	●
Blower Function	-	-	-	-	-	-	-	●	●	●	●	●	●	●
Allergy UK Approval	●	●	●	●	●	●	●	●	●	●	●	●	●	●
Filter	● Nano Titanium	● Nano Titanium	● Nano Titanium	● Nano Titanium	● Nano Titanium	● Nano Titanium	● Nano Titanium	● Nano Titanium	● Nano Titanium	● Nano Titanium	● Nano Titanium	● Nano Titanium	● Nano Titanium	● Nano Titanium
	● HEPA Clean	● HEPA Clean	● HEPA Clean	● HEPA Clean	● HEPA Clean	● HEPA Clean	● HEPA Clean	● HEPA Clean	● HEPA Clean	● HEPA Clean	● HEPA Clean	● HEPA Clean	● HEPA Clean	● HEPA Clean
	● Standard	● Standard	● Standard	● Standard	● Standard	● Standard	● Standard	● Standard	● Standard	● Standard	● Standard	● Standard	● Standard	● Standard
Dust Capacity (L)	2.0	2.0	2.0	2.0	2.0	2.0	2.0	1.6	1.6	1.6	1.6	1.6	1.6	0.6
Dust Indicator	●	●	●	●	●	●	●	●	●	●	●	●	●	●
7-Stage Filtration	●	●	●	●	●	●	●	●	●	●	●	●	●	●
Extension Wand	Telescopic	Telescopic	Telescopic	Telescopic	Telescopic	Telescopic	Telescopic	Telescopic	Telescopic	Telescopic	Telescopic	Telescopic	Telescopic	Telescopic
Grip Handle	● One-Touch Zoom Pipe (Carbon Light)	● One-Touch Zoom Pipe (Carbon Light)	● (Aluminum)	● (Aluminum)	● (Metal)	● (Metal)	● (Metal)	● (Aluminum)	● (Metal)	● (Aluminum)	● (Metal)	● (Metal)	● (Metal)	● (Metal)
Twist-Free Hose	●	●	●	●	●	●	●	●	●	●	●	●	●	●
Tool Holder / Storage	●	●	●	●	●	●	●	●	●	●	●	●	●	●
Hose Stand	●	●	●	●	●	●	●	●	●	●	●	●	●	●
Automatic Cord Reel	●	●	●	●	●	●	●	●	●	●	●	●	●	●
Power Cord Length (m)	5.0	5.0	5.0	5.0	5.0	5.0	5.0	5.0	5.0	5.0	5.0	5.0	5.0	5.0
Accessories	Main Nozzle	Main Nozzle	Main Nozzle	Main Nozzle	Main Nozzle	Main Nozzle	Main Nozzle	Main Nozzle	Main Nozzle	Main Nozzle	Main Nozzle	Main Nozzle	Main Nozzle	Main Nozzle
	● Smart Head	● Smart Head	● Multi Angle Head	● Multi Angle Head	● Dry Mop Head	● Multi Angle Head	● 2-Step Rug / Floor	● Wide 2-Step Rug / Floor	● Wide 2-Step Rug / Floor	● Wide 2-Step Rug / Floor	● Wide 2-Step Rug / Floor	● Wide 2-Step Rug / Floor	● Wide 2-Step Rug / Floor	● Rug / Floor
	● Rug/Floor Nozzle	● Rug/Floor Nozzle	● Rug/Floor Nozzle	● Rug/Floor Nozzle	● Rug/Floor Nozzle	● Rug/Floor Nozzle	● Rug/Floor Nozzle	● Rug/Floor Nozzle	● Rug/Floor Nozzle	● Rug/Floor Nozzle	● Rug/Floor Nozzle	● Rug/Floor Nozzle	● Rug/Floor Nozzle	● Rug/Floor Nozzle
	● Multi Angle Nozzle & Brush	● Multi Angle Nozzle & Brush	● Multi Angle Nozzle & Brush	● Multi Angle Nozzle & Brush	● Multi Angle Nozzle & Brush	● Multi Angle Nozzle & Brush	● Multi Angle Nozzle & Brush	● Multi Angle Nozzle & Brush	● Multi Angle Nozzle & Brush	● Multi Angle Nozzle & Brush	● Multi Angle Nozzle & Brush	● Multi Angle Nozzle & Brush	● Multi Angle Nozzle & Brush	● Multi Angle Nozzle & Brush
	● Bed Nozzle	● Bed Nozzle	● Bed Nozzle	● Bed Nozzle	● Bed Nozzle	● Bed Nozzle	● Bed Nozzle	● Bed Nozzle	● Bed Nozzle	● Bed Nozzle	● Bed Nozzle	● Bed Nozzle	● Bed Nozzle	● Bed Nozzle
	● Power Beat Head / With Power On/Off & Speed Control Buttons	● Fabric Beat Head / With Power On/Off & Speed Control Buttons	● Fabric Beat Head	● Fabric Beat Head	● Fabric Beat Head	● Fabric Beat Head	● Fabric Beat Head	● Fabric Beat Head	● Fabric Beat Head	● Fabric Beat Head	● Fabric Beat Head	● Fabric Beat Head	● Fabric Beat Head	● Fabric Beat Head
	● Dusting Brush	● Dusting Brush	● Dusting Brush	● Dusting Brush	● Dusting Brush	● Dusting Brush	● Dusting Brush	● Dusting Brush	● Dusting Brush	● Dusting Brush	● Dusting Brush	● Dusting Brush	● Dusting Brush	● Dusting Brush
	● One-Touch Swivel Brush	● One-Touch Swivel Brush	● One-Touch Swivel Brush	● One-Touch Swivel Brush	● One-Touch Swivel Brush	● One-Touch Swivel Brush	● One-Touch Swivel Brush	● One-Touch Swivel Brush	● One-Touch Swivel Brush	● One-Touch Swivel Brush	● One-Touch Swivel Brush	● One-Touch Swivel Brush	● One-Touch Swivel Brush	● One-Touch Swivel Brush
	● Crevice Nozzle	● Crevice Nozzle	● Crevice Nozzle	● Crevice Nozzle	● Crevice Nozzle	● Crevice Nozzle	● Crevice Nozzle	● Crevice Nozzle	● Crevice Nozzle	● Crevice Nozzle	● Crevice Nozzle	● Crevice Nozzle	● Crevice Nozzle	● Crevice Nozzle
Dimensions (LxWxH, mm)	422x318x362	422x318x362	422x318x362	422x318x362	420x282x250	420x282x250	420x282x250	385x282x226	385x282x226	385x282x226	385x282x226	385x282x226	385x282x226	296x256x214
Weight (Net / Gross, kg)	6.9 / 11.2	6.9 / 10.7	6.1 / 9.2	5.9 / 9.2	5.1 / 8.6	5.1 / 8.2	5.1 / 8.0	4.9 / 7.2	4.5 / 7.2	4.9 / 7.2	4.7 / 7.2	4.5 / 7.2	4.7 / 7.2	3.4 / 5.1
Body Color	Deep Red Metallic	Deep Champagne Metallic	Deep Black	Brilliant Red / Pure White	Orange Metallic	Royal Blue	Brilliant Red	Brown Metallic	Brilliant Red / Light Brown	Titanium Gold / Ruby Red	Aqua Blue	Blue / Red	Blue / Gray	Brilliant Red / Lime Green

Cylinder Type	Bagged Models										Bagless Models		
	Swivel Series				Compact Bagged		Bagless Models						
Motor Max. Power (W: at 240V)	2300	2200	2000	1800	1800	1600	2000	1800	1600	2000	1800	1600	
Remote Control	●	●	●	●	●	●	●	●	●	●	●	●	
Power Control	●	●	●	●	●	●	●	●	●	●	●	●	
Suction Control	●	●	●	●	●	●	●	●	●	●	●	●	
Blower Function	● Sand Blower	● Sand Blower	● Sand Blower	● Sand Blower	● Sand Blower	● Sand Blower	● Sand Blower	● Sand Blower	● Sand Blower	● Sand Blower	● Sand Blower	● Sand Blower	
Allergy UK Approval	●	●	●	●	●	●	●	●	●	●	●	●	
Dust Filter	● Paper Bag	● Paper Bag	● Paper Bag	● Paper Bag	● Paper Bag	● Paper Bag	● Paper Bag	● Paper Bag	● Paper Bag	● Paper Bag	● Paper Bag	● Paper Bag	
	● Cloth Bag	● Cloth Bag	● Cloth Bag	● Cloth Bag	● Cloth Bag	● Cloth Bag	● Cloth Bag	● Cloth Bag	● Cloth Bag	● Cloth Bag	● Cloth Bag	● Cloth Bag	
	● Cloth Filter	● Cloth Filter	● Cloth Filter	● Cloth Filter	● Cloth Filter	● Cloth Filter	● Cloth Filter	● Cloth Filter	● Cloth Filter	● Cloth Filter	● Cloth Filter	● Cloth Filter	
Dust Capacity (L)	6.0	6.0	6.0	6.0	3.0	1.5	6.5	5.0	5.0	6.5	5.0	5.0	
Dust Indicator	●	●	●	●	●	●	●	●	●	●	●	●	
7-Stage Filtration	●	●	●	●	●	●	●	●	●	●	●	●	
Filter	● Nano Titanium	● Nano Titanium	● Nano Titanium	● Nano Titanium	● Nano Titanium	● Nano Titanium	● Nano Titanium	● Nano Titanium	● Nano Titanium	● Nano Titanium	● Nano Titanium	● Nano Titanium	
	● HEPA Clean	● HEPA Clean	● HEPA Clean	● HEPA Clean	● HEPA Clean	● HEPA Clean	● HEPA Clean	● HEPA Clean	● HEPA Clean	● HEPA Clean	● HEPA Clean	● HEPA Clean	
	● Standard	● Standard	● Standard	● Standard	● Standard	● Standard	● Standard	● Standard	● Standard	● Standard	● Standard	● Standard	
Extension Wand	● Telescopic	● Telescopic	● Telescopic	● Telescopic	● Telescopic	● Telescopic	● Telescopic	● Telescopic	● Telescopic	● Telescopic	● Telescopic	● Telescopic	
Quick Carrying Handle	●	●	●	●	●	●	●	●	●	●	●	●	
Grip Handle	●	●	●	●	●	●	●	●	●	●	●	●	
Twist-Free Hose	●	●	●	●	●	●	●	●	●	●	●	●	
Tool Holder / Storage	●	●	●	●	●	●	●	●	●	●	●	●	
Hose Stand	●	●	●	●	●	●	●	●	●	●	●	●	
Automatic Cord Reel	●	●	●	●	●	●	●	●	●	●	●	●	
Power Cord Length (m)	5.0	5.0	5.0	5.0	5.0	5.0	5.0	5.0	5.0	5.0	5.0	5.0	
Accessories	Main Nozzle	Main Nozzle	Main Nozzle	Main Nozzle	Main Nozzle	Main Nozzle	Main Nozzle	Main Nozzle	Main Nozzle	Main Nozzle	Main Nozzle	Main Nozzle	
	● Multi Angle Head	● Multi Angle Head	● 2-Step Rug / Floor	● 2-Step Rug / Floor	● Wide 2-Step Rug / Floor	● Rug / Floor	● 2-Step Rug / Floor	● Rug / Floor	● Rug / Floor	● 2-Step Rug / Floor	● Rug / Floor	● Rug / Floor	
	● Bed Nozzle	● Bed Nozzle	● Bed Nozzle	● Bed Nozzle	● Bed Nozzle	● Bed Nozzle	● Bed Nozzle	● Bed Nozzle	● Bed Nozzle	● Bed Nozzle	● Bed Nozzle	● Bed Nozzle	
	● Dusting Brush	● Dusting Brush	● Dusting Brush	● Dusting Brush	● Dusting Brush	● Dusting Brush	● Dusting Brush	● Dusting Brush	● Dusting Brush	● Dusting Brush	● Dusting Brush	● Dusting Brush	
	● Crevice Nozzle	● Crevice Nozzle	● Crevice Nozzle	● Crevice Nozzle	● Crevice Nozzle	● Crevice Nozzle	● Crevice Nozzle	● Crevice Nozzle	● Crevice Nozzle	● Crevice Nozzle	● Crevice Nozzle	● Crevice Nozzle	
	● 2 Way Dusting Brush & Crevice Nozzle	● 2 Way Dusting Brush & Crevice Nozzle	● 2 Way Dusting Brush & Crevice Nozzle	● 2 Way Dusting Brush & Crevice Nozzle	● 2 Way Dusting Brush & Crevice Nozzle	● 2 Way Dusting Brush & Crevice Nozzle	● 2 Way Dusting Brush & Crevice Nozzle	● 2 Way Dusting Brush & Crevice Nozzle	● 2 Way Dusting Brush & Crevice Nozzle	● 2 Way Dusting Brush & Crevice Nozzle	● 2 Way Dusting Brush & Crevice Nozzle	● 2 Way Dusting Brush & Crevice Nozzle	
Dimensions (LxWxH, mm)	516x327x260	516x327x260	516x327x260	516x327x260	385x282x226	288x256x214	513x276x225	473x276x225	473x276x225	513x276x225	473x276x225	473x276x225	
Weight (Net / Gross, kg)	5.9 / 9.0	5.6 / 8.5	5.1 / 8.2	5.2 / 7.6	4.3 / 6.8	3.0 / 4.8	4.8 / 6.9	4.5 / 6.3	4.3 / 6.0	4.8 / 6.9	4.5 / 6.3	4.3 / 6.0	
Body Color	Champagne Metallic	Brilliant Red / Deep Black	Brilliant Red / Steel Gray	Brilliant Red / Pure White	Blue	Blue / Gray / Red / Yellow / Green	Sapphire Blue / Ruby Red	Silver	Silver	Sapphire Blue / Ruby Red	Silver	Platinum Gray / Wine Red	

SPECIFICATIONS


Drum Type	Made in Japan Series		Giant Series			Standard Series						
												
	CV-9850YRJ	CV-9800YJ	CV-995DC	CV-985DC	CV-980D	CV-975FC	CV-970Y	CV-960Y	CV-950Y	CV-945Y	CV-940Y	CV-930F
Motor Max. Power (W: at 240V)	2300	2300	2300	2200	2200	2200	2200	2100	2000	1800	1600	1600
Remote Control	●	—	—	—	—	—	—	—	—	—	—	—
Power Control	●	—	—	—	—	—	—	—	—	—	—	—
Suction Control	—	●	●	●	●	●	●	●	●	●	●	●
Blower Function	●	●	●	●	●	●	●	●	●	●	●	●
Dust Filter Cloth Filter	●	●	●	●	●	●	●	●	●	●	●	●
	(Washable)	(Washable)	(Washable)	(Washable)	(Washable)	(Washable)	(Washable)	(Washable)	(Washable)	(Washable)	(Washable)	(Washable)
Dust Capacity (L)	21.0	21.0	25.0	23.0	23.0	18.0	21.0	21.0	18.0	18.0	15.0	12.0
Dust Indicator	●	●	●	●	●	●	●	●	●	●	●	●
Filter												
	Nano Titanium	—	●	●	●	●	—	—	—	—	—	—
	HEPA Clean	—	●	●	●	—	—	—	—	—	—	—
	Standard	●	—	—	—	—	●	●	●	●	●	●
Extension Telescopic	●	●	●	●	●	●	●	●	●	●	●	●
Wand	(Aluminum)	(Aluminum)	(Aluminum)	(Aluminum)	(Aluminum)	(Metal)	(Aluminum)	(Aluminum)	(Plastic)	(Plastic)	(Plastic)	(Plastic)
Dust Disposal Handle	●	●	●	●	●	●	●	●	●	—	—	—
Grip Handle	●	●	●	●	●	—	●	—	—	—	—	—
Twist-Free Hose	●	●	●	●	●	●	●	●	●	●	●	●
Tool Holder / Storage	●	●	●	●	●	●	●	●	●	●	●	●
Hose Stand	●	●	●	●	●	●	●	●	●	●	●	●
Automatic Cord Reel	—	—	—	—	—	—	—	—	—	—	—	—
Power Cord Length (m)	7.8	7.8	8.0	8.0	8.0	8.0	7.8	7.8	7.8	7.8	7.8	5.0
Accessories												
Main Nozzle	Multi Angle Head	Multi Angle Head	Multi Angle Head	Multi Angle Head	Multi Angle Head	2-Step Rug/Floor	Multi Angle Head	2-Step Rug/Floor	2-Step Rug/Floor	2-Step Rug/Floor	2-Step Rug/Floor	Rug/Floor
Dusting Brush	●	●	●	●	●	●	●	●	●	●	●	●
Crevice Nozzle	●	●	●	●	●	●	●	●	●	●	●	●
Large Wheels / Tough Base	●	●	●	●	●	●	●	●	●	●	●	●
Dimensions (L×W×H, mm)	420x335x590	420x335x590	475x383x678	475x383x632	475 x 383 x 557	475x383x581	420x335x590	420x335x590	420x335x545	397x335x536	397x335x500	397x335x461
Weight (Net/Gross, kg)	7.0/10.7	6.9/10.3	8.3/11.9	8.1/11.7	8.0/11.5	7.1/10.7	6.5/9.5	6.4/9.3	6.3/8.9	5.8/8.5	5.4/8.0	5.0/7.6
Body Color	Black-Gold	Black-Red	Gold-Black	Gold-Black	Gold-Black	Gold-Black	Titanium Gold	Platinum Gray/ Wine Red/ Black	Platinum Gray/ Wine Red/ Black	Platinum Gray/ Wine Red/ Black	Platinum Gray/ Wine Red/ Black	Black

Drum Type	Pot Series	
		
	CV-100	CV-T190
Motor Max. Power (W: at 240V)	1300	1300
Remote Control	—	—
Power Control	—	—
Suction Control	●	●
Blower Function	—	—
Dust Filter Cloth Filter	●	●
	(Washable)	(Washable)
Dust Capacity (L)	7.5	3.5
Dust Indicator	●	●
Filter		
	Nano Titanium	—
	HEPA Clean	—
	Standard	●
Extension Telescopic	—	—
Wand	(Plastic)	(Plastic)
Dust Disposal Handle	—	—
Grip Handle	—	—
Twist-Free Hose	●	●
Tool Holder / Storage	●	●
Hose Stand	—	—
Automatic Cord Reel	—	—
Power Cord Length (m)	7.8	5.0
Accessories		
Main Nozzle	Rug/Floor	Rug/Floor
Dusting Brush	●	●
Crevice Nozzle	●	●
Large Wheels / Tough Base	—	—
Dimensions (L×W×H, mm)	342x287x402	342x287x330
Weight (Net/Gross, kg)	4.5/6.8	4.2/6.2
Body Color	Platinum Gray/ Wine Red	Platinum Gray

*Some parts and accessories may feature parts manufactured overseas.

Printed Date: 15th September 2022.

All models & specifications in content are subjected to change without prior notice. Color tone of actual products may differ from those shown in this catalogue.

Cordless Stick Type	2 in 1 Design	
		
	PV-XD200	PV-XE90
Power Control	Stick Cleaner	
	●	●
	(High / Standard / Off)	(High / Standard / Off)
Operating Time	Standard	Approx. 40 min
	High	Approx. 13 min
Charge Time		Approx. 4 hours
Batteries		Lithium-ion
Accessories		Auto Drive Head
Main Nozzle		Multi Angle Brush Nozzle
Dusting Brush		●
Crevice Nozzle		●
Maintenance Brush		●
Charging Station		●
LED Lamps on Head		●
Foldable Design		●
Self-Standing		●
Dust Capacity (L)		0.25
Dimensions (L×W×H, mm)		170x270x1,100
Weight (kg)		2.8
Body Color		Deep Champagne / Pearl Red
		Deep Red / Pure White

